

# Tell Tail Signs

## With the World Distracted, Options Markets Sniffing Signs of Inflation

As of 7/31/19

Inflation has remained a stubbornly elusive phenomenon in the post Global Financial Crisis era. This is despite low real interest rates, a sharp increase in money supply and strong labor markets. Many have concluded there are structural impediments keeping a lid on prices. While true trends such as technological innovation and an aging population are disinflationary in nature, we must keep in mind that longer-term structural impediments do not mean cyclical bouts of inflation cannot emerge from time to time.

For the past several months, even while investors have digested slowing global growth and low-to-negative interest rates, options markets are sensing the whiff of inflation, and in our opinion this is not a refreshing scent but a dangerous one. In fact, we believe all the ingredients are in place for a surprise upsurge in prices and that investors are ignoring these conditions at their own peril. ➔



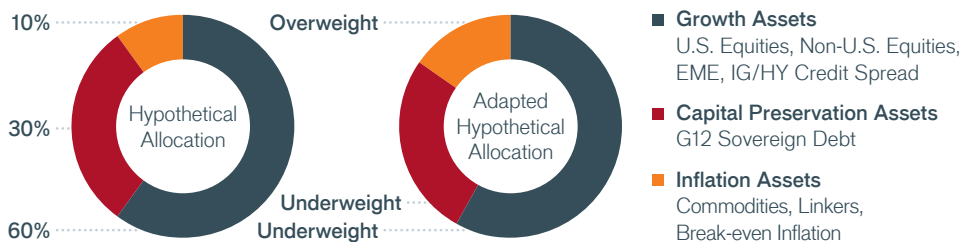
**Ashwin Alankar, Ph.D.**  
Head of Global Asset Allocation | Portfolio Manager

### An outlook on asset classes based on potential tail gains and losses

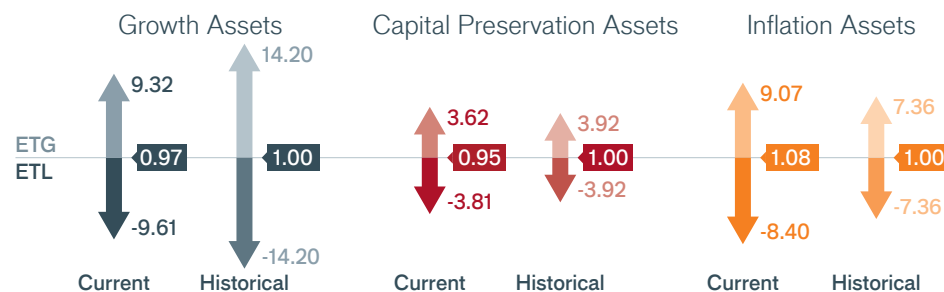
Our Adaptive Multi-Asset Solutions Team arrives at its monthly outlook using options market prices to infer expected tail gains (ETG) and expected tail losses (ETL) for each asset class. The ratio of these two (ETG/ETL) provides signals about the risk-adjusted attractiveness of each asset class. We view this ratio as a “Tail-Based Sharpe Ratio.” These tables summarize the current Tail-Based Sharpe Ratio of three broad asset classes.

### Impact of Tail Risk Signals on Hypothetical Asset Allocation

Using proprietary technology, Janus Henderson’s Adaptive Multi-Asset Solutions Team derives tail risk signals from options market prices on three broad asset classes. Given our current estimates of tail risks, we illustrate how those signals would impact a 60/30/10 allocation.



### Current Tail-Based Sharpe Ratios (ETG/ETL)\*



The “Tail-Based Sharpe Ratios” have been normalized to 1.00 to allow for easier comparison across the three macroeconomic asset categories.

\*We define ETG and ETL as the 1-in-10 expected best and worst two-month return for an asset class.

# Tell Tail Signs (as of 7/31/19)

As central bank policies have become ever more accommodative and risk assets have rallied on the so-called central bank put, an inflationary surprise could quickly shorten the tenor of this “put” and send markets in reverse.

So what could cause inflation? To name a few: a weakening dollar, tariffs, the continued fall in excess reserves (which have fallen by over \$1 trillion from their 2014 peak), increasing money in circulation in the economy and ultra-accommodative monetary conditions. And inflation is being felt by the retail sector as a recent analysis shows that the average trip to a leading U.S. retailer today cost 5% more than a year ago. Our concern is that this anecdotal evidence appears in other sectors and only makes its way into official indices after an acceleration in prices has taken hold, thus catching policy makers off-guard.

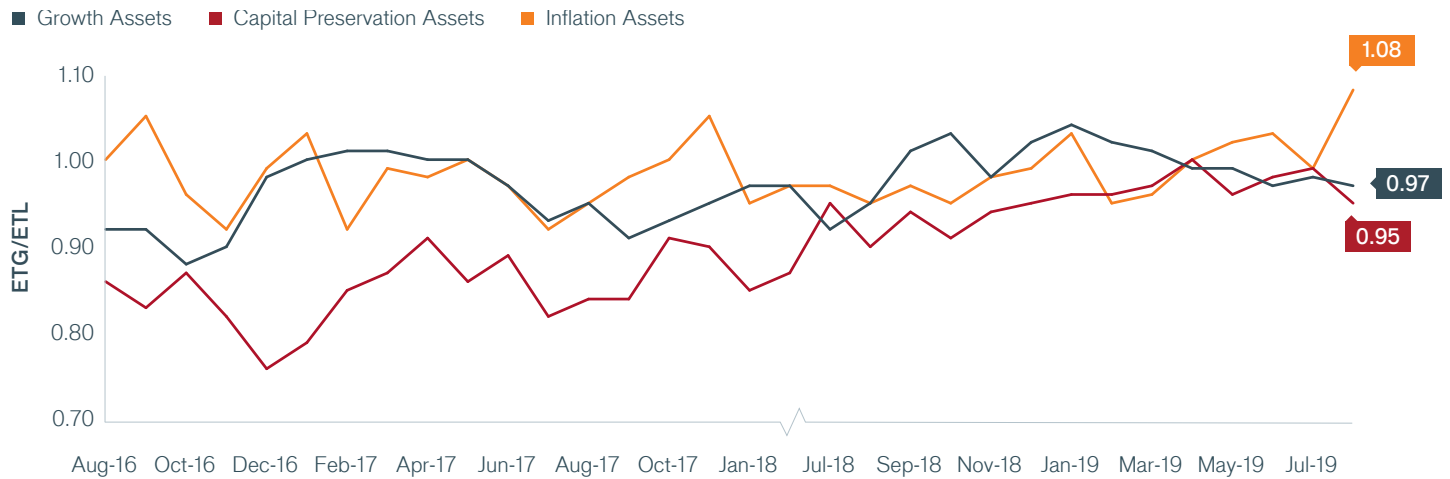
We consider inflation one of the most pernicious risks to financial assets, particularly given how late we probably are in the economic cycle. Its emergence would chase the policy doves away, potentially draining liquidity and raising real rates too quickly. Higher real rates equates to expensive money, which is often the decisive factor in tipping the economy into recession. For decades, this cascade of events has been the Achilles heel of all central banks.

Because of the significance inflation risk poses, particularly at this stage of the monetary cycle, we will continue to pay special attention to price levels and share any important insights with the readers.

In addition to our outlook on broad asset classes, Janus Henderson’s Adaptive Multi-Asset Solutions Team relies on the options markets to provide insights into specific equity, fixed income, currency and commodity markets. The following developments have recently caught our attention:

- **Growth:** Global equity attractiveness is below average levels. Non-U.S. developed markets, particularly Asia Pacific, are more attractive than the U.S. and emerging markets.
- **Currency and Rates:** Options markets continue to imply U.S. dollar weakness and falling U.S. rates. U.S. Treasuries look much more attractive than the other developed market government bonds, likely on the backdrop of an increasingly dovish Federal Reserve.
- **Commodities:** Precious metals continue to reflect a very high tail-based Sharpe ratio, with that of gold and silver sitting well above their 75<sup>th</sup> percentiles, based on the last three years. Oil, on the other hand, is not in favor, according to the options markets, with a tail-Sharpe sitting below the 25<sup>th</sup> percentile.

## Historical Monthly Tail-Based Sharpe Ratios (ETG/ETL)



Source: Janus Henderson Investors, as of 7/31/19

Data was not calculated for all months.

For more information, please visit [janushenderson.com](http://janushenderson.com).

The opinions and views expressed are as of the date published and are subject to change without notice. They are for information purposes only and should not be used or construed as an offer to sell, a solicitation of an offer to buy, or a recommendation to buy, sell or hold any security, investment strategy or market sector. No forecasts can be guaranteed. Opinions and examples are meant as an illustration of broader themes and are not an indication of trading intent. It is not intended to indicate or imply that any illustration/example mentioned is now or was ever held in any portfolio. Janus Henderson Group plc through its subsidiaries may manage investment products with a financial interest in securities mentioned herein and any comments should not be construed as a reflection on the past or future profitability. There is no guarantee that

the information supplied is accurate, complete, or timely, nor are there any warranties with regards to the results obtained from its use. Past performance is no guarantee of future results. Investing involves risk, including the possible loss of principal and fluctuation of value.

This material may not be reproduced in whole or in part in any form, or referred to in any other publication, without express written permission.

Janus Henderson and Knowledge. Shared are trademarks of Janus Henderson Group plc or one of its subsidiaries. © Janus Henderson Group plc.

FOR MORE INFORMATION CONTACT JANUS HENDERSON INVESTORS

151 Detroit Street, Denver, CO 80206 | [www.janushenderson.com](http://www.janushenderson.com)